

300779

123118



Qingdao Huicheng Environmental Technology Group Co., Ltd.

395

2024

A

FCC

2025 1-6

81.81%

32%

28 /

4.28 /

16.96


/

5.04 /

90%

20 /

10 /



2024 38.75% 2025 1-6
2024 17.85%
1.73% FCC 12.42%
2024

2023

8,609.89 /

73.94%

2027

58.30%

2027

69.88%

409,287.93

2024

17,879.74

T+1

T+2

T+3

T+4

T+5

T+6

-

-

3,218.42

3,218.42

3,218.42

3,218.42

-

-

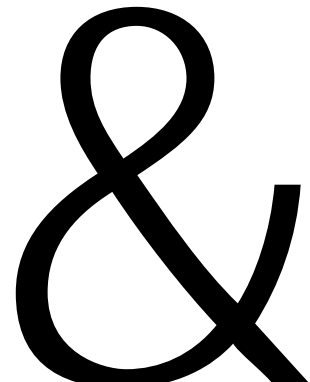
3,487.62

3,487.62

3,487.62

3,487.62

20 /



2024

A

T+1

T+2

T+3

T+4

T+5

T+6

1000

-

624.50

624.50

624.50

624.50

624.50

/

55.22

220.88

220.88

220.88

220.88

220.88

175.39

350.78

350.78

350.78

350.78

350.78

-

819.85

819.85

819.85

819.85

819.85

2,084.44

13,485.36

20,438.80

20,438.80

20,438.80

20,397.30

138,138.65

259,229.15

309,608.70

316,994.77

324,380.86

334,676.02

10,463.18

40,332.89

40,954.66

44,814.88

47,746.61

51,985.10

= /

1.51%


5.20%

6.60%

6.45%

6.30%

6.09%



2024

A



1

A

2024

A

2025 6 27

2024

A

a " "

3

80%

/

20

20

20

=

20

6

7

8

A

85,000.00

1		37,667.00	35,000.00
2		53,201.62	25,000.00
3		25,000.00	25,000.00
		115,868.62	85,000.00

2505-445200-04-01-126045

“

”

9

..... 1

..... 2

..... 2

..... 7

..... 12

..... 15

..... 15

..... 16

..... 18

..... 18

..... 18

..... 18

..... 19

..... 36

..... 68

..... 71

..... 83

..... 87

.....

..... 107

..... 115

..... 120

..... 120

..... 123

..... 125

..... 135

..... **136**

..... 136

..... 137

..... 137

..... 138

..... 138

..... **139**

..... 139

..... 139

..... 142

..... 142

..... 142

..... 142

..... 146

..... 146

..... 147

18

..... 148

..... **149**

..... -m\$

..... 151

..... 155

..... 160

..... **162**

..... 163

..... 164

..... 165

..... 168

..... 169

..... 170

Qingdao Huicheng Environmental Technology Group Co., Ltd.

2024

A


8			2,273,777	1.16%
9			1,834,077	0.94%
10			1,815,040	0.93%
			94,881,110	48.40%

26.49%

2023

2

炼油企业



3



1



1

2


2



1 FCC

FCC

AIC		
AIC		

UPC



<p>HCRL</p>		<p>-</p> <p>72-75</p> <p>30%</p> <p>60-80%</p> <p>170m²/g</p> <p>60-70%</p>
<p>HCRH</p>		<p>HCRL</p> <p>80</p> <p>50%</p> <p>200m²/g</p> <p>80%-90%</p> <p>HCRL</p>

2024

A

1

2025	1-6	2024	2023	2022
	%	%	%	%
35,496.44	63.26			

2023

3

2025 1-6 2024



2024

A

2022

85.99% FCC

83%

2023

3

/ FCC

4

/ FCC

FCC

FCC

2024

2024 FCC

2023

2025 1-6

FCC

2024 "

2025 7

FCC

2.6

65.00%

&)"-j &

50

50 3 -

I

50



	2023		2022	
20.20%	4,178.03	17.48%	1,497.45	8.77%
9.51%	3,784.01	15.84%	1,937.65	11.34%
7.75%	2,202.99	9.22%	1,742.32	10.20%
8.78%	2,333.94	9.77%	3,177.17	18.60%
8.29%	1,761.79	7.37%	1,122.57	6.57%
6.14%	1,550.29	6.49%	1,647.86	9.65%
60.67%	15,811.05	66-	m	

2024

2023

2023

Fee

		HW46 900-037-46	2028.11.17	
		HW50 251-017-50 FCC 251-016-50		
	!	€ HW46 ^C HW50 30,000 /		
			0008 2022.12.28	
		HW50 251-016-50 251-017-50	0 2025.12.22	м?
118 П/А V5700C д		¥ 10,000 /		
		HW46 900-000-46 POX 66.67 / HW50	2023.09.25	
4452242209 30		251-017-50 FCC 7000 /	2028.09.24	
		67.37 /		
9137020078 3724899J00 1V			2022.12.26	
9137020078 3724899J00 2V		B д	2027.12.25 2023.06.30	м?
91360429M A35NR2Y7 P001U			2028.06.29	
91445244M A55Q2HT3 U001V JZ		H0 м?	2024.08.26 д	
			2029.08.25	
			2022.07.25	
			2027.07.24	
			2023.10.20	
[2023]02234 3	ž		2026.10.19	
D237A2873 6				

	91652823M ABWG5UE 2A001U			-	2025.5.8 2030.5.7

	99,754.95	19,278.73	80,476.21	80.67%
	146,200.58	34,870.98	111,329.61	76.15%
	2,878.90	1,195.37	1,683.53	58.48%
	2,128.81	917.56	1,211.25	56.90%
	250,963.24	56,262.64	194,700.60	77.58%

GB/T 4754-2017

C42

1


1

5

2024

A

3



x

2003

2008
2018

2011

2004
2016

2008
2021

50

2012

3

/

2013
2016

...E`•X”Q6eàE”•XÑ

1

ž

2

3

2024

2024

• b ã 6 ã

2

2006

2006-2020

2006

2009

2011

ã

2011

.

14%

2023

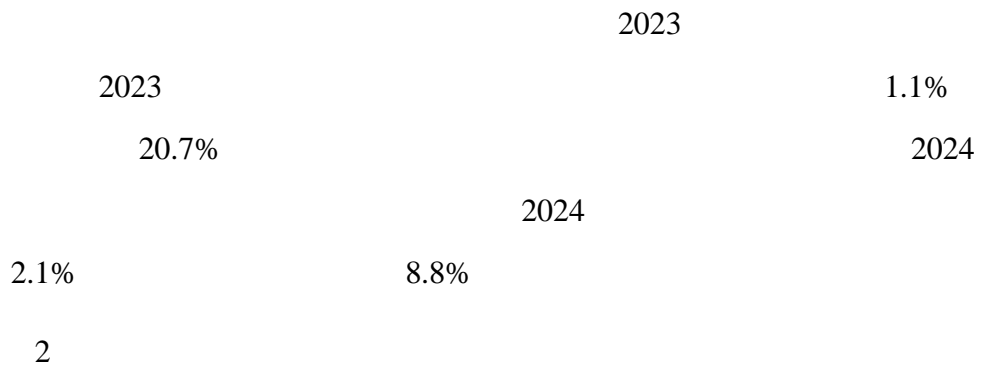
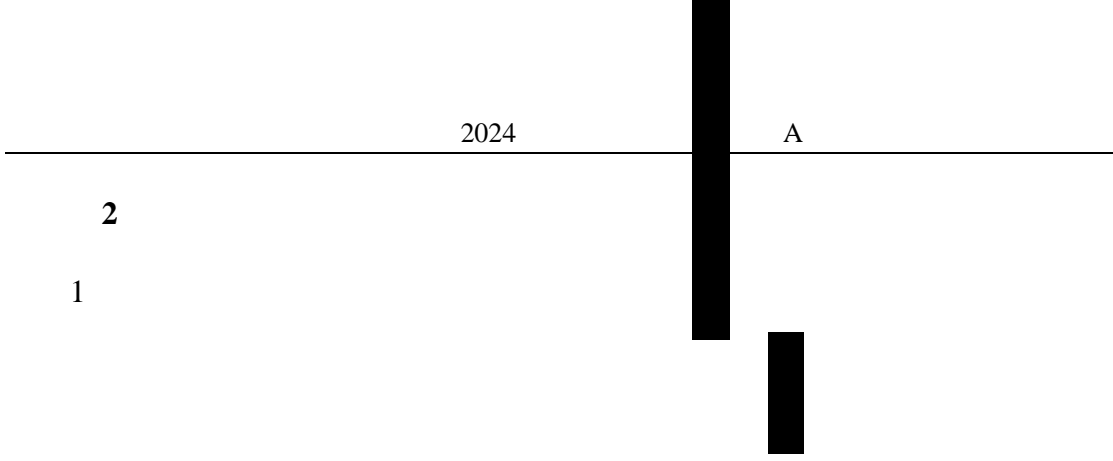
“

” 2023

10,546.50

10,502.90

2023



j

2020	0.73	1.40	52.14%
2021	0.87	1.70	51.18%
2022	0.95	1.80	52.78%
2023	1.05	2.10	50.00%
2024	1.30	-	-

100%

4

2

1

2024

A

Ä

2

@

1-1-47

3

3%

2024 5

2024—2025

4

d


3%

2024 5

2024—2025

4

中国塑料制品用量 (万吨)



0.01

1

2013

2-3

3-5

1

2021

46

2

1

2

3

4

e

4

2

8

2023 4

27

20 /

3

1

FCC

1999

44

280

2003 1

H

2012 4

2024

348.67


2024

1,978,785.64

1

4

5



20 /

2

2024 1

~

1

+

+

4 /

5.8 /

2023

2

2

8

2023 4 27

20 /

3

3 / FCC

4

/ FCC

20 /

2025 7

2025 7 19

2025 10

4

2024 6 27

2023 12 26

1

2

3

2024

“ 5 ” “ 6 ”

4

5

6

7

/

2

6	7	1,500.00	2024/3/22	1.65%- 2.90%
7	1	200.00	2024/3/26	2.18%
8	1	2,000.00	2024/3/28	2.50%- 3.30%
9	7	1,500.00	2024/4/1	1.65%-

1 00'00

1 20'-

, 0

50441

I

C” RVM

					/
64	1	30.00	2025/3/19	1.55%	
65	9	20.00	2025/3/19	1.8%- 2.2%	
66	9	100.00	2025/3/19		

		50					/
80	1			1,000.00	2025/4/30	2.26%	
81	1	14		1,000.00	2025/5/6	2.14%	
82		60	L	1,000.00	2025/5/14	2.83%	
83			4	3,000.00	2025/5/19	2.04%	
84			3	2,000.00	2025/7/17	3.61%	
85	2			500.00	2025/7/17	2.01%	
86		1		500.00	2025/7/17	2.06%	
87	FOF5		-	500.00	2025/7/22	3.75%	
88			2	500.00	2025/7/22	2.13%	
89	23	12		102.06	2025/7/31	1.29%	
90	FOF6528			2,000.00	2025/8/21	3.50%	
91			29	4,000.00	2025/10/1	1.9	2

4

22	100 FOF	75 1,000.00	5.08%			80%
39		1,500.00	5.34%			80%-100%
63		1,000.00		0-20%		30
56	A	1,000.00	6.31%			80%
						5%
						10

4

80%

4,830.10

1		4,783.66		
2		3,777.14		
3		12,548.23		
4		240.00		
5		2,282.63		
6		517.68		
7		10,312.37		

1

4,783.66

2024

A

7	60				1,000.00	2025/5/14	60
	L						
					4,660.10		

R1

R2

R3

R4

R5

R1

R2

R3

R4 R5

R1 R2

2

3,777.14

3,974.22

3

12,548.23

4

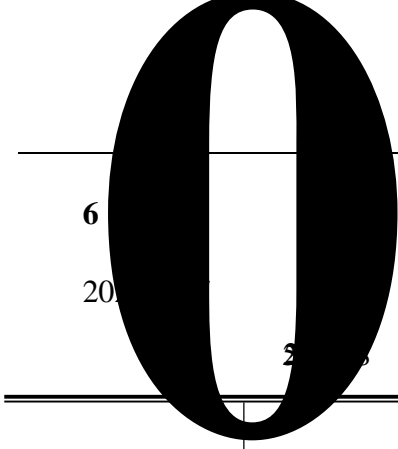
240.00

5

2020 12

2025 1

2,282.63



	2024	A
6		
20		
	2020.10.30	5,500.00
		9.0

2024

A

259.74

2024 3 29

639.18

2024 9 9

2023

0211 28036

102.00

34.00

49.86 2024 9 19

2025 1 23

2024 02 16211

2025 3 17

2025 4 16

237.15

34

2023 0211 28036

2025 4 18

203.15

2025 4 17

5%

6

1

2023 12 18

2023

12 15 2023 12 21

2015

2

1 2023 12

2023 12 30

2023 0225

1.00

2024 1

2024 1 5

2023 12 29

2024 1 4

2 2024 9

2024 9 14

2024 0165

1.00

2024 9

7.30

2025 1

--

7.30

4

2025 6 16

2025 00156

0.10

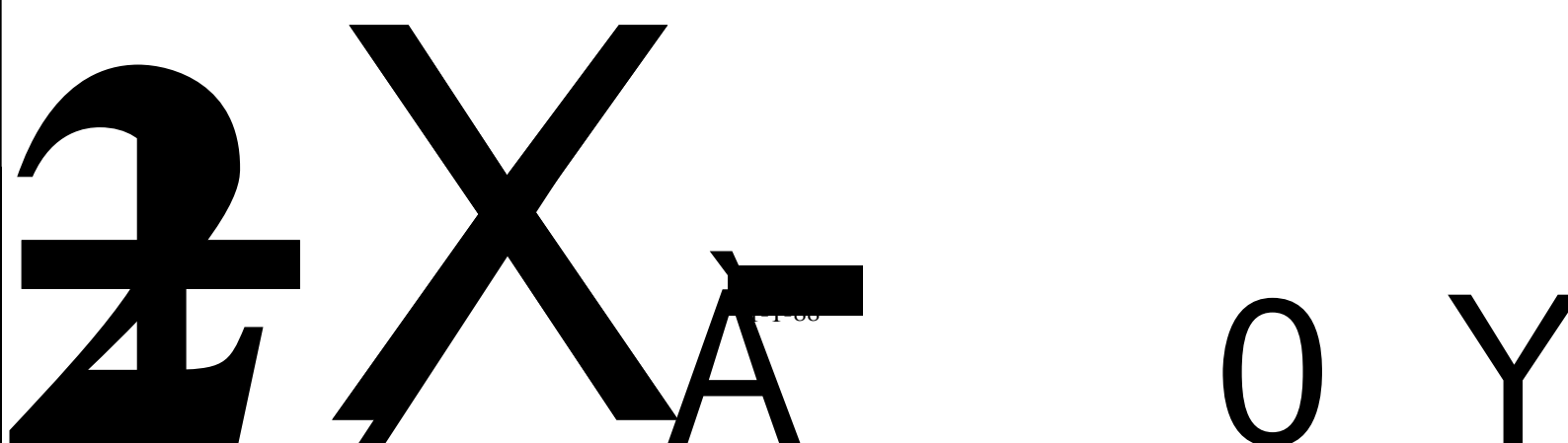
2025 5

()

0.10

,

2024	2023		
114,918.45	107,065.49	7,852.96	7.33%
86,484.74	72,573.03	13,911.71	19.17%
28,433.71	34,492.46	-6,058.75	-17.57%
3,405.42	2,649.55	755.87	28.53%
12,307.36	8,743.77	3,563.59	40.76%
2,448.87	1,975.83	473.04	23.94%
6,126.10	5,150.93	975.17	18.93%
-410.23	-38.46	-371.77	966.64%
-10.77	-8.76	-2	



		A	
/		243.65	307.65
		26.17%	30.21%
		Ü sm'	
		2023	2024
1,018.53 / 930.99 /			

2

2023

	2024	2023
	62,668.04	66,663.00
	48,038.18	43,951.94
	145,437.99	159,939.07
	23.35%	34.07%

2024

10.72

2024

5.90%

601 Eyp@ Y€ T3!Y

...

2025 1-3

—

2024

1

!%

∂°

8) 8

2025	1-6	2024		2023	
	%		%		%
1,659.65	2.94	3,405.42	2.96	2,649.55	2.47
6,252.76	11.09	12,307.36	10.71	8,743.77	8.17
1,295.54	2.30	2,448.87	2.13	1,975.83	

2

2023

FCC

ž

ž

2025

10

FCC

FCC

FCC

FCC

3

2023

2024 A

2007 7

2018 2

45.6

42.4

6.58

2023

2024 2

8

55.38

1

2023

2

2007 7

3

35

35

Ä

#

20

80%

20

=

20

/

20

$$P1 = P0 / (1 + N)$$

$$P1 = (P0 - D) / (1 + N)$$

P0

D

N

P1

30%

58,197,099

2024

A

12

2025

2024

A

A

12

85,000.00

1		37,667.00	35,000.00		
2		53,201.62	25,000.00		
3		25,000.00	25,000.00		-
		115,868.62	85,000.00	-	-

2505-445200-04-01-126045

“

”

2024

A

34.22%

2025 6 30

138.30

6,146,216

33.38%

A

2024

A

1

	37,667.00

2


37,667.00

1		13,816.00	36.68%	13,816.00	13,816.00
2		7,301.00	19.38%	7,301.00	7,301.00
3		13,511.00	35.87%	13,511.00	13,511.00
4		1,089.00	2.89%	975.00	372.00
5		1,050.00	2.79%	-	-
6		900.00	2.39%	-	-
		37,667.00	100.00%	35,603.00	35,000.00

		/	/	/	
--	--	---	---	---	--

1

1.1		1	2,100.00	2,100.00
1.2		1	1,800.00	1,800.00
1.3		1	7,800.00	7,800.00
1.4		/	/	286.00
1.5		/	/	1,700.00



<i>l</i>	1	2	3	4	5	6	7	8	9	10	11	12
1	█			█								
2	█		█							█		

5		/	/	3,808.33
		-	-	42,979.16

2

	42,979.16
	32,410.91
	24.59%
	5,034.39
	3,775.79
	8.79%

	2022	2023	2024
	23.78%	18.40%	12.99%
	28.01%	17.59%	17.95%
	21.77%	20.01%	17.58%
	27.73%	17.57%	7.34%
	25.32%	18.39%	13.97%

2022-2024

25.32% 18.39% 13.97%

24.59%

2

53,201.62

			%		
1		13,697.89	25.75	13,697.89	8,026.74
2		17,588.22	33.06	17,588.22	13,094.90
3		5,175.22	9.73	5,175.22	3,878.36
4		9,722.17	18.27	7,560.97	-
5		5,542.02	10.42	-	-
6		865.89	1.63	-	-
7		610.21	1.15	-	-
		53,201.62	100.00	44,022.30	25,000.00

							/
2		/	/	/	9,722.17	/	/
2.1		/	/	/	4,760.91	/	/
2.2		/	/	/	839.73	/	/
2.3		/	/	/	2,095.77	/	/
2.4		/	/	/	2,025.76	/	/
3		/	/	/	5,542.02	/	/
4		/	/	/	865.89	/	/
5		/	/	/	610.21	/	/
6		13,697.89	17,588.22	5,175.22	53,201.62	/	/

3

	/												
1													
2													
3													
4													
5													

4

20

1

2

%

1

2

19

70%

80%

60%

2024

A

			28.30%	32.80%	36.55%
			24.27%	5.84%	2.53%

27,712.87

17,792.17

35.80%

8.72

12.36%

1		
2		
3	2022 2024 3	

2024

A



32%

28 /

32%

9.75

20.12%

14.15%

8.19


74.31%

32%

9.75

20.12%

1



2

2023	2024
66.03%	58.29%

	2023	2024
	2,146.40	5,488.08
	2.02%	4.82%

64.

a

2025 5 21

2505-445200-04-01-126045

2

[2021]30

2025 7 8

[2025]15

3

f&\$\$(t

\$\$\$+%,

&\$&\$

)%

2025 7 30

1

2019 11 18

[2019]26

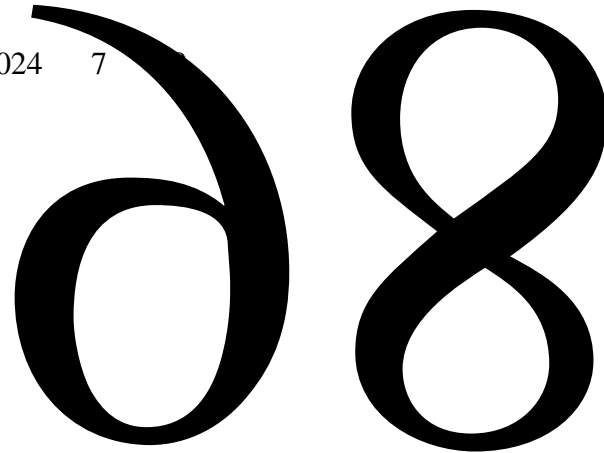
2021 9 14 2021 12 31

2024

2024 7

[2024]1

2



[2022]127

3

2024

0007198

2020 51

1

	2025	1-6	2024	2023	2022
		1,295.54	2,448.87	1,975.83	1,595.66
		56,407.02	114,918.45	107,065.49	36,323.20
		2.30%	2.13%	1.85%	4.39%

2025 6

107

60

2

1,248

173

13.86%

3

1

4.30

32%

2.38

1.09

32% 28 /

2

2.77

1.74

16.96 / 5.04 /

2021 6

1.76 /

4-5 /

9

90%

1

2024

2024

6

8

2

2018

[2018]554

2019

[2019]785

2020

[2020]901

[2010]7

[2011]46

2024

A

3

2024

16

2024

A

27.86

34.22

46.16

2024 \$

	2024		2025 -2027		
			2025	2026	2027
	26,784.47	23.31%	34,819.81	45,265.76	58,845.48
	42,009.29	36.56%	54,612.07	70,995.70	92,294.40
			12,602.79	16,383.62	21,298.71
					50,285.12
					5,898.93
					44,386.19

2025-2027
 21,298.71 50,285.12
 5,898.93 44,386.19

2

30% 2025-2027

50,285.12 5,898.93
 44,386.19

18

LPR

1

%

2

2

6.79%

3

1

	91445200MA52WYTE4E

		8	203
	14,640		
	2019-2-26		
		14,640.00	100.00%

	91445224MA55Q2HT3U		
		2	101
	24,676		
	2020-12-18		
		23,000.00	93.21%
		857.00	3.47%
		350.00	1.42%
		285.00	1.15%

2024

A

		142.00	0.58%
		42.00	0.17%

2

350

1.42%

2022 10

4

1

93.21%

2

LPR

3

2

1

			7,301.00
			28,302.00
			13,697.89
			25,563.50
			4,760.91
			79,625.30

79,625.30

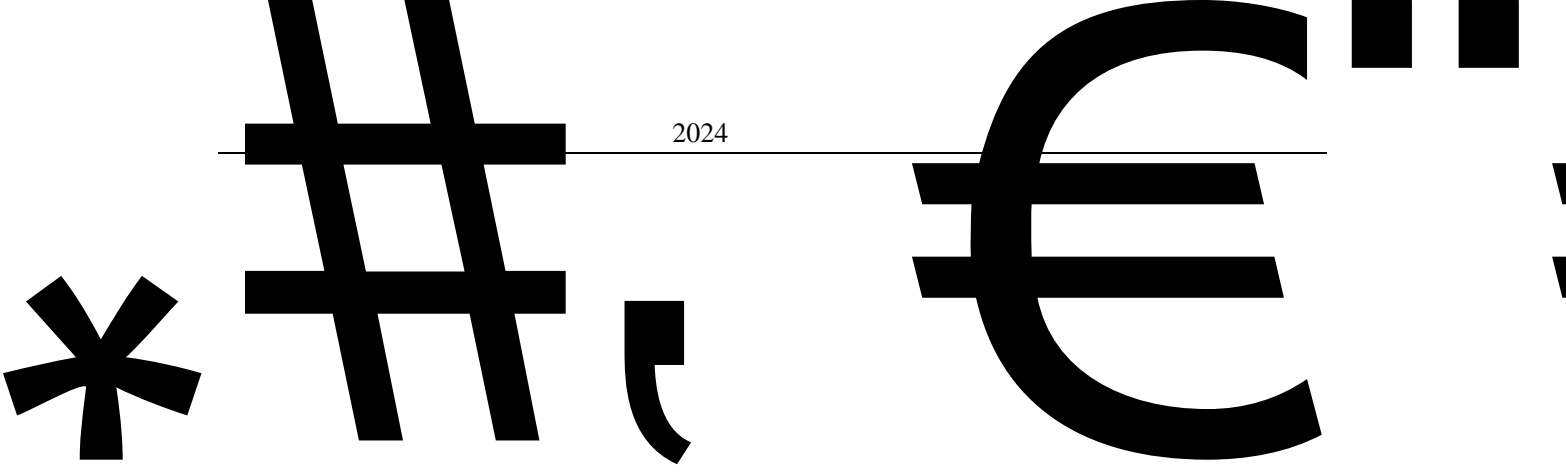
2

2024

2024

1		5,790.95	

2		185,610.48	2024
3		13,079.74	2024
4		3.12%	-
5		44.27%	-



2024

2021 7

2023 7

[2021]1178

32,000.00

778.42

31,221.58

[2022]2929

2,700

31,644.00

807.04

30,836.96

2025 6

2024

A

		31,221.58								30,263.41		
1	4 / FCC	4 / FCC	31,221.58	30,306.55	30,306.55	31,221.58	30,306.55	30,263.41	43.14	2023	2	28

1 4 / FCC

2 2024 7 15 2024

4 / FCC

977.45

2022 4 27

2

4

/ FCC

2023 2 4 / FCC

2021 7 20

16,673.65

2025 6

2024

A

4 / FCC
1 15
7,888.00 /

31,221.58
6 1

4 / FCC

2020

FCC

	2020	2019
	105.88%	101.40%
	26.35%	31.94%
	20,000.00	20,000.00

5.85 /

FCC

2 /

FCC

FCC

100%

4 / FCC\$

1

ê

2.1%

8.8%

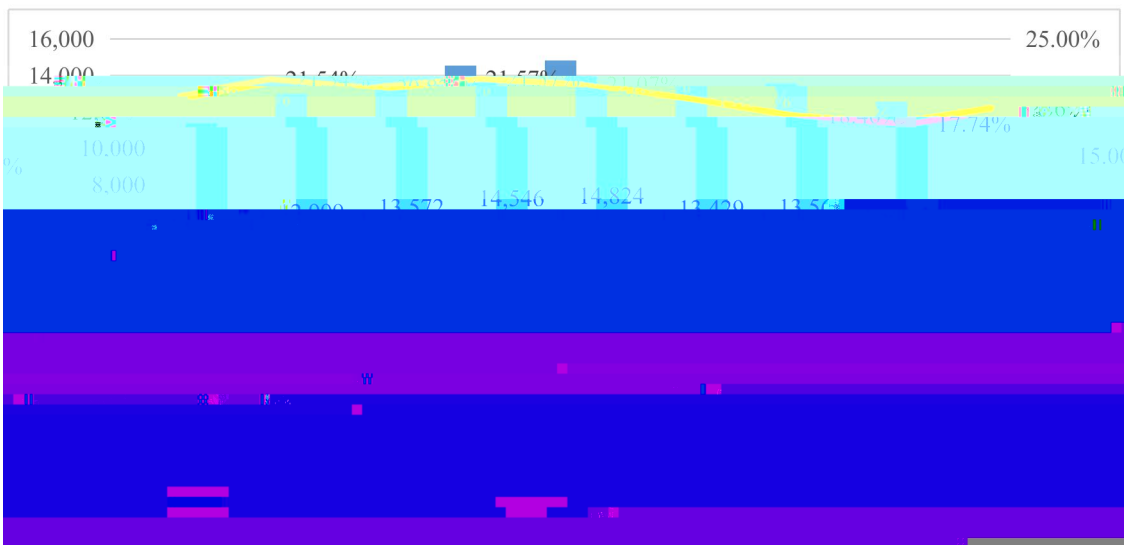
2

2021

77.12%

1

2021



2

2020 5
2019 5,901.19 2019

2023 6	-2025	2022	2021	2020	2019
-	-	-	-	566.28	2,362.35
-	-	-	-	215.41	465.19
-	-	-	-	409.36	723.97
-	15.55	1,096.70	1,544.30	1,447.26	
-	-	710.57	763.63	902.42	
-	15.55				

1

2019

33,975.00

29,821.23

4,500.00

2024 7 15

9,421.48

31.59%

30%

475.11

2022

30%

3,516.00

30%

475.11

2

2021

32,000.00

31,221.58

2024 7 15

977.45

30%

3

2023

31,644.00

30,836.96

2021 7

2023 7

[2025] ZG11438

2024 12 31

7

2024 12 31

18

2023

2023 7

6

2024 6 27

18

6

2024 5 31

30,788.96

99.84%

2024 5 31

22,771.42

*

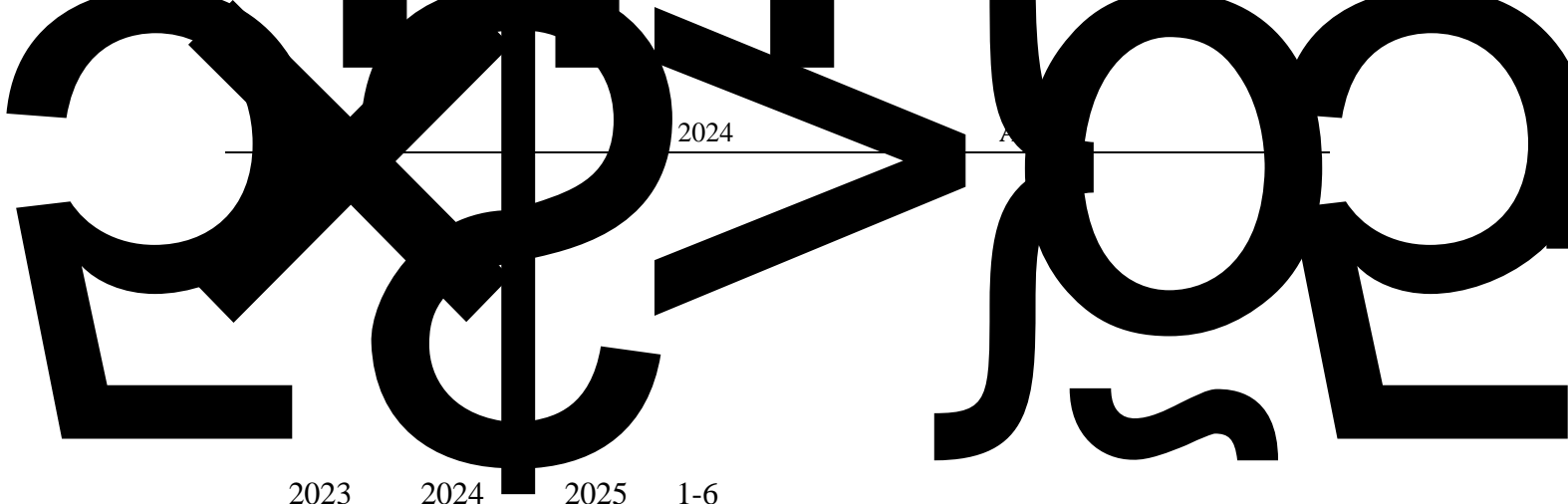
730'€

76.36%

2021

*





2023	2024	2025	1-6
69.12%	61.62%	66.14%	

2023-2025	6	15.76	14.68	9.21
-----------	---	-------	-------	------

3,303.00 /	2023-2024	2,748.04 /
------------	-----------	------------

		2023-2024		36.87
	49.04	182.12 /	140.20 /	2025
1-6		71.12 /		

FCC

		2025	1-6	
2024	38.75%	2024	17.85%	
		1.73% FCC		12.42%
				2024

“

”

2025 1-

FCC

2024 2025 1-6

1

2

2024

A

2027

58.30%

2027

69.88%

409,287.93

2024

17,879.74

T+1

T+2

T+3

T+4

T+5

T+6

-

-

3,218.42

3,218.42

3,218.42

3,218.42

-

-

3,487.62

3,487.62

3,487.62

3,487.62

20 /

1,607.00

9,642.00

9,642.00

9,642.00

9,642.00

9,600.50

-

346.35

593.75

593.75

593.75

593.75

T+1

194,700.60

182,179.97

FCC

2024

2024

;

2025 6 30

			%	%
	51,934,350	22,270,000	11.36%	42.88%
	15,159,900	9,095,500	60.00%	4.64%
	67,094,250	31,365,500	46.75%	16.00%

31,365,500

16.00%

46.75%

2025 6 30

20

60

120

173.28 / 148.29 / 129.74 /



129.74 /

20% 40%

20% 103.79 /						
		2,227.00	24,900.00	180%	160%	928.27%
		670.55	11,300.00	170%	150%	615.89%
		239.00	4,000.00	230%	200%	620.14%

2024

A

40% 77.84 /						
		2,227.00	24,900.00	180%	160%	696.20%
		670.55	11,300.00	170%	150%	461.92%
		239.00	4,000.00	230%	200%	465.10%

129.74 / 40%

2025

A

2024

A

2025