



Qingdao Huicheng Environmental Technology Group Co., Ltd.

2024

A



81

1

22

"

"

1



2 2025 1-6
2025 1-6 96.12

392.74

FCC 2024
2025 1-6
1,082.24

1,068.71





		2025	2	
	2		2025	1-6
		1, 602. 92		
3				
		6		
	12, 615. 73			
22. 37%				
	6			

"

"

"

"



314, 628. 62	147, 991. 06
166, 637. 56	
	219, 887. 71

ê



2,084.44 13,485.36 20,438.80 20,438.80 20,438.80 20,397.30
142,83

2025 1-6

		115,868.62	85,000.00

"

" "

"

..... 1

..... 2

..... 13

..... 16

..... 19

..... 137

..... 140

..... 154

“ ”

“ ”

“

”

”

炼油企业



”

”


”

”

2

"

"




3




1 FCC





d



1

	2025 1-6		2024		2023		2022	
		%		%		%		%
	35,496.44	63.26	66,340.31	58.29	70,229.36	66.03	3,938.31	11.00
	1,168.91	2.08						
	34,327.53	61.18						
	17,005.81	30.31	39,102.49	34.36	31,858.31	29.96	24,363.78	68.08
	11,424.46	20.36						
	2,053.87	3.66						
	1,369.44	2.44	5,507.66	4.84	1,774.40	1.67	2,160.33	6.04
	2,237.18	3.99	2,862.69	2.52	2,489.69	2.34	5,324.87	14.88
	56,108.87	100.00	113,813.16	100.00	106,351.75	100.00	35,787.29	100.00

2

	2025 1-6		2024		2023		2022	
		%		%		%		%
	55,203.10	98.39%						
	8,025.57	14.30%						
	47,177.53	84.08%						
	905.77	1.61%						
	56,108.87	100.00%	113,813.16	100.00	106,351.75	100.00	35,787.29	100.00



2025	1-6			FCC
	2024	2025	7	FCC
	2.6			65.00%

2

5	"	i	5	5.00 0.00%
	Σ	5		

66i i

1

	2025	1-6	2024		2023		2022	
	2,850.83	22.35%						
	996.57	7.81%						
	1,307.81	10.25%						
	1,077.27	8.44%						
	1,006.88	7.89%						
	784.31	6.15%						
	8,023.66	62.89%	15,907.27	60.67%	15,811.05	66.17%	11,125.01	65.13%

2

		2025	1-6	2024	2023	2022
			5,366.16			
			217,602.01			
			246.60			
			2,510.98			
			4,871.58			
			0.52			
			1,949.95			
			5,014,702.00			
			3.89			

1 FCC

—

2 FCC

3

POX

4

5

6

37050

7

\$

ž c

91652823MA BVG5UE2A00 1U			-	2025. 5. 8 2030. 5. 7

-f, 'G}1y 6

œpœJ ^Ä È

	99, 754. 95	19, 278. 73	80, 476. 21	80. 67%
	146, 200. 58	34, 870. 98	111, 329. 61	76. 15%
	2, 878. 90	1, 195. 37	1, 683. 53	58. 48%
∑ Δ€	2, 128. 81	917. 56	1, 211. 25	56. 90%
	250, 963. 24	56, 262. 64	194, 700. 60	77. 58%

6 3 41105 Da P 8VXP @

"

" 7

1

2

3

2

--	--	--	--

1

			" " " " "
			" "
" "			" "
			"
" "			
			" " " " "
			" " " "
			"

			" "
			" "
			" "
			" "
			" "
			" "

2

			" "
			" "
			" "

" "			" " " " " "
			ž d ë a

1

1

2.1%

8.8%

2024

2024

O



BOSS R

"

"

4

a "

“ ” “ ” “ ” “ ”

“


”

”

”

“ ”

1



"

"

"

"

1

2

1



2

3

4

no 0 8



2

ì ê "

"

ì ì

3%

4

3

1

,



2

3

4

1

L3

8 \$

2 ° \$ ñ @xòj ú

E

3

n

4

5



È J

6

Èqô

Ä

7

M

X r @ û @ ñ ð \$ Ä ö ð " @ ÿ P ~ f 5 E Ä W V ø \$ P

¶.¼ =

j

§ À l F + ` £ ` Ó # ' H

@û{

è z

ÿ Ò Æ ÷

+X

2

θ

&ì F W™

4ÿ/TMO *
j@ ã @ñ0 Qqa0s £

4ÿ

:

Вайлеллех

(LW 8

:

©

SP

©, '<

"

"

3

1

2

"

"

"

"

"

"

"

"

3

2025 7

2025 7 19

2025 10

4

2

5

6

7

/

Б ̄ 9

/

1. 96%

2. 84%

1. 63%

2. 96%

5. 34%

1. 92%

1. 51%

2. 40%

2. 18%

2. 47%

12, 548. 23

					4, 660. 10	--	--

2

3, 777. 14

3, 974. 22

3

12, 548. 23

" 1

5

" "

2,282.63

6

517.68

--	--	--	--	--

7

10,312.37

"

"

"

"

"

"



"

j s

2

1 2023 12

1 8 3 " ÈM,ISQJ<b

α J 3 3

W \$

À r !

05

3

1

23

12

"

"

"

"

"

"

"

"

2 2025 1

2024 1

"

"

--

"

7. 30

"

"

4

2025 6 16

1 2024

	2024	2023
	24.44%	32.37%
	23.50%	33.87%
	24.79%	29.74%
	33.59%	31.76%
	23.64%	23.87%
	56.28%	9.96%
	24.74%	32.22%

4

	2024	2023	%

2024

2025 1-6 96.12

1

392.74 2 FCC

2024

2025 1-6 1,082.24 3

1,068.71

4

2025 2

2025

1-6 1,602.92

2

2025 1-6

	2025 1-6		2024		2023	
		%		%		%
	1,659.65	2.94				
	6,252.76	11.09				

2025 7
65.00%

2.6

"

"

" 20 /

"

2025 7

2025 7 19

1

"

"

"

"

2

is is E

4

a

1

	" "

2


		/	/	/
2				
3				
4				
5				
6				
				37,667.00

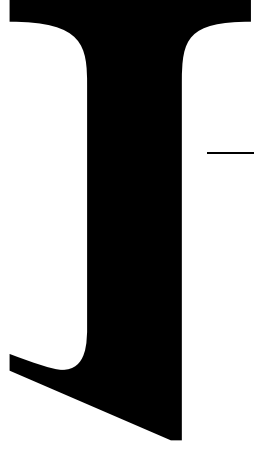
	/												
		1	2	3	4	5	6	7	8	9	10	11	12
		■	■	■									
				■	■	■	■	■	■				
				■	■	■							
									■	■	■	■	
													■

4

1

			2022	2023	2024







4

"

"

1

"

"


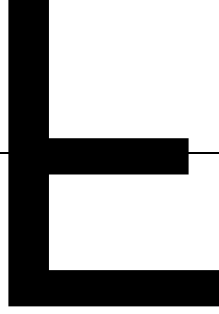
2

"

"



3



" 8"

" (2024)

0007198 "

" "

2020

51

"

"

" "

2025 7 30 (PDA) " D "



ψ'h ,

2

3

"

"

"

"

"

"

1

	2025 1-6	2024	2023	2022
	1, 295. 54			
	56, 407. 02			
	2. 30%			

18, 18

"

1

1

2025 6

44,152.58

2

73.94%

2022-2024

2024/12/31

2023/12/31

2022/12/31

œp[! „ œ() „ q



2024

2025 -2027

2025

2026

2027



1

1

2

2

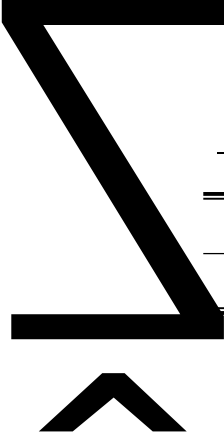


Ÿ Qxh -'Á 

20

--

1



			79,625.30

"

"

"

"



								30, 263. 41	
							30, 263. 41	43. 14	

2025 6

2025
1-6 2024 2023 2022

*%

66.05% .

			2025 1-6	2024	2023	2022		
	54.12%		- 503.02				- 4,664.07	
	121.43%		2,333.19				9,695.09	

	2020	2019



1



2024


2024

2. 1%

8. 8%

2

ê



2023 -2025
6

2022

2021

2020

2019

"

"

3

3

1

2

3

2025 1-6
66.14%

"

"

2025 6

9.21

2025 1-6



"

"

"

"



@ B C

3
12 5.73
22.3
6

||

g ↓

X
c 2

1 V U

87% 0

T+1

T+2

T+3

T+4

T+5

T+6

2,084.44	13,485.36	20,438.80	20,438.80	20,438.80	20,397.30
142,830.90	272,237.65	324,210.20	332,923.77	340,309.86	350,605.02
10,785.90	40,978.33	41,600.09	45,460.31	48,392.05	52,630.54
1.46%	4.95%	6.30%	6.14%	6.01%	5.82%

"(ž

3P%



73.94%

59.20%

70.49%

"

"

194,700.60

182,179.97



50,060.93

2025 6

2025 6 30

			%	%
		9,095,500	60.00%	4.64%
	67,094,250	31,365,500	46.75%	16.00%

31,365,500

16.00%

46.75%

2025 6 30

173.28 / 148.29 / 129.74 /

129.74 /

20% 103.79 /

928.27%

615.89%

239.00

620.14%

40% 77.84

C



A