

300779

123118



**Qingdao Huicheng Environmental Technology Group Co., Ltd.**

395

**2024**

**A**



**1**

2024			4,259.97
9,591.32		6,058.75	5,767.67

2025	1-6		502.04
	2,993.77	85.64%	2,129.45

**2****1 2024**

2024		6,058.75	
	8,081.20		116.15 FCC
	259.00		1,286.56
2024			23.35%
10.72		8,081.20	
	2023	2024	
	66,663.00	62,668.04	3,994.96
		2,748.04 /	3,303.00 /
20.19%		4,086.24	



2024				A
			2025	2
	2			2025 1-6
			1,602.92	
<b>3</b>				
2023	2024	2025	1-6	18,520.08
24,287.75		12,615.73		17.30% 21.13%
22.37%				
2024	2025	1-6		
			1	
				2

16.96

/ 5.04 /  
90% 20 /  
10 /

90,868.62

6,706.04 /

/ 20 / 10  
137,876.64



73.94%

		T+1	T+2	T+3	T+4	T+5	T+6
1 /	1000	-	624.50	624.50	624.50	624.50	624.50
/		55.22	220.88	220.88	220.88	220.88	220.88
		175.39	350.78	350.78	350.78	350.78	350.78
		-	819.85	819.85	819.85	819.85	819.85
		2,084.44	13,485.36	20,438.80	20,438.80	20,438.80	20,397.30
			40,332.89	40,954.66	44,814.88	47,746.61	51,985.10
= /							
= /			33.44%	49.91%	45.61%	42.81%	39.24%

1

2 T 2024

3

4

2505-445200-04-01-126045

&( 20,438.80 2024 17,879.74  
30,318.54

D D  
D





2

35

35

3

80%

/

20

20

20

=

20

4

30%

58,197,099

5

6

7

8

A

85,000.00

1		37,667.00	35,000.00
2		53,201.62	25,000.00
3		25,000.00	25,000.00
		<b>115,868.62</b>	<b>85,000.00</b>

2505-445200-04-01-126045

“

”

9

..... 1

..... 2

..... 2

..... 8

..... 13

..... 16

..... b6

..... 17

..... 19

..... 19

..... 19

.....

---

..... 108

..... 116

..... 121

..... 122

..... 124

..... 126

..... 136

..... **137**

..... 137

..... 138

..... 138

..... 139

..... 139

..... **140**

..... 140

..... 140

..... 144

..... 144

..... 145

..... 145

..... 151

..... 151

..... 152

18

..... 153

..... **154**

..... 154

..... 156

..... 160

..... 166

..... **169**

..... 170

..... 171

..... 172

..... 175

..... 176

..... 177



2022	2023	2024	2025	1-6	<sup>8</sup>			
2022	12	31	2023	12	31	2024	12	3

“

e

1-1-17





	Qingdao Huicheng Environmental Technology Group Co., Ltd.
	91370200783724899J
	2006 2 27
	196,045,823
	395
	395
	266520
	300779
	0532-58657701
	0532-58657729
	www.hcpect.com
	stock@hcpect.com

2025 6

1			51,934,350	26.49%
2			15,159,900	7.73%
3			9,609,700	4.90%
4			3,373,119	1.72%
5			3,314,720	1.69%
6			3,079,900	1.57%
7			2,486,527	1.27%



2023 4

20

/

**1**

FCC

60%

90%

2021 1 1



2








1

1

"

b




2

1 FCC

FCC

AIC



UPC		

2

⌘ 0~ €¼Vli √.∫-

∅ 3 √

:∅

4Mpa

0.5Mpa



:∅

0

4Mpa

#

∫

HCRL	 <p>HCRL 复活催化剂</p>	<p>-</p> <p>72-75</p> <p>30%</p> <p>60-80%</p> <p>170m<sup>2</sup>/g</p> <p>60-70%</p>
HCRH	 <p>HCRH 复活催化剂</p>	<p>HCRL</p> <p>80</p> <p>50%</p> <p>200m<sup>2</sup>/g</p> <p>80%-90%</p> <p>HCRL</p>



**1**

<b>2025</b>	<b>1-6</b>	<b>2024</b>	<b>2023</b>	<b>2022</b>
	%	%	%	%



---

2022				85.99%	FCC
				83.60%	
2023	3	/	FCC		4
/	FCC				FCC
			FCC		
2024				2024	FCC
	2023				
2025	1-6				FCC
a	ê		a	ë	

## 1

	2025	1-6	2024		2023		2022	
	2,850.83	22.35%	5,295.80	20.20%	4,178.03	17.48%	1,497.45	8.77%
	996.57	7.81%	2,494.41	9.51%	3,784.01	15.84%	1,937.65	11.34%
	1,307.81	10.25%	2,031.51	7.75%	2,202.99	9.22%	1,742.32	10.20%
	1,077.27	8.44%	2,302.54	8.78%	2,333.94	9.77%	3,177.17	18.60%
	1,006.88	7.89%	2,172.49	8.29%	1,761.79	7.37%	1,122.57	6.57%
	784.31	6.15%	1,610.53	6.14%	1,550.29	6.49%	1,647.86	9.65%
	<b>8,023.66</b>	<b>62.89%</b>	<b>15,907.27</b>	<b>60.67%</b>	<b>15,811.05</b>	<b>66.17%</b>	<b>11,125.01</b>	<b>65.13%</b>

## 2023

## 2

		2025	1-6	2024	2023	2022
		5,366.16		8,943.89	11,139.73	1,118.34
		217,602.01		400,588.23	370,790.42	38,240.17
	/	246.60		223.27	300.43	292.45
		2,510.98		5,175.90	5,328.51	1,953.73
		4,871.58		9,232.23	8,458.87	2,857.81
	/	0.52		0.56	0.63	0.68
		1,949.95		3,925.32	4,067.94	3,549.66
		5,014,702.00		10,474,760.70	9,951,454.20	8,686,515.00
	/	3.89		3.75	4.09	4.09





4

5

				HW46 900-037-46	2028.11.17
				HW50 251-017-50 FCC 251-016-50	
				HW46 HW50 30,000 /	
	118			HW50 251-016-50 251-017-50 10,000 /	2022.12.23 2025.12.22
	4452242209 30			HW46 900-000-46 POX 66.67 / HW50 251-017-50 FCC 7000 / 67.37 /	2023.09.25 2028.09.24
	9137020078 3724899J00 1V			-	2022.12.26 2027.12.25
	9137020078 3724899J00 2V			-	2023.06.30 2028.06.29
	91360429M A35NR2Y7 P001U			-	2024.08.26 2029.08.25
	91445244M A55Q2HT3 U001V			-	2022.07.25 2027.07.24
	JZ				2023.10.20
	[2023]02234 3				2026.10.19
	D237A2873 6				2023.09.15 2028.09.15
	91360481M ADJ712T91 001Q			-	2024.12.16 2029.12.15
	91445200M ACK97TH9 Y001P			-	2024.12.27 2029.12.26
	91370211M AD490C85 C001X		-	-	2024.11.18 2029.11.17

91652823M  
ABWG5UE  
2A001

**1**

**2**

3

2

1			
	1989 2014		
	1995 2020		

2003

2008  
2018

2011

ë

1

2



			S-Zorb
	2017		
	2022		1 2 - 3
	2023		

**1**

**1**

70%

14%

2

1

2020	0.73	1.40	52.14%
2021	0.87	1.70	51.18%
2022	0.95	1.80	52.78%
2023	1.05	2.10	50.00%
2024	1.30	-	-

**3**

3%

2016

20%







3



2024—2025

2024—2025



3%

è

4

è è

2023

6200

1900

4300

30 (%)



2

		2019
	1	0.354kg
FCC	68.90%	0.242kg

()



0.01

5

2012

2004

2007

2013

2016

2016

2016 5

2020

90%

90%

2030

95%

95%

‰

2013

2  
CORN,

1-1-55  
1 1/4 1/4

**3**

[2011]19

0000 0000 0000 0000 0000 0000

●  
—  
1-1-57  
●







**4**

2

8

2023 4

27

20 /

3

1

FCC

1999

44

280

2003 1

H

2012 4

2024

348.67

2024

1,978,785.64





**1**

+

+





**2**



2024 1

~



2

8

2023 4 27

20 /

**3**

3 /



5

6

7

2024 6 27

2023 12

26

7

1-1-73



							/
	2						
6	7				1,500.00	2024/3/22	1.65%- 2.90%
7	1				200.00	2024/3/26	2.18%
8	1				2,000.00	2024/3/28	2.50%- 3.30%
9	7				1,500.00	2024/4/1	1.65%- 3.20%
10	7				2,000.00	2024/4/1	1.65%- 3.20%
11	“				2,000.00	2024/4/9	1.88%
12	2				3,801.91	2024/4/10	3.71%
13	1				1,500.00	2024/4/10	2.14%
14					1,000.00	2024/4/10	1.81%
15	3				1,000.00	2024/4/10	0.50%
16	90 A				1,000.00	2024/4/10	3.19%
17	2				1,000.00	2024/4/10	2.01%
18	2				198.09	2024/4/10	3.71%
19					1,500.00	2024/4/18	1.81%
20	1				1,500.00	2024/4/24	2.14%

/

21

3

							/
35					1,000.00	2024/10/25	1.96%
36		2			800.00	2024/10/25	2.84%
37	49				1,400.00	2024/10/28	1.63%
38		3			800.00	2024/10/29	2.96%
39					1,500.00	2024/10/29	5.34%
40		35			1,000.00	2024/10/29	2.50%
41		165	B		700.00	2024/10/31	1.92%
42	31		C		700.00	2024/10/31	1.51%
43			JS001		700.00	2024/11/27	2.40%
44		2			2,000.00	2025/1/24	1.90%- 2.50%
45	-				1,000.00	2025/2/14	1.2%- 2.1%
			SDGA250341V				
46		101			1,000.00	2025/2/17	2.18%
47	7	5			500.00	2025/2/28	2.47%
48		7	2		1,000.00	2025/2/28	2.50%

/

49 3 36

500.00 2025/2/27 1.37%

x 1

50

---

					/
64	1	30.00	2025/3/19	1.55%	
65	9	20.00	2025/3/19	1.8%- 2.2%	
66	9	100.00	2025/3/19		

/

50

80	1		1,000.00	2025/4/30	2.26%
----	---	--	----------	-----------	-------

81	1	14	#ž Ø f	1,000.00	
----	---	----	--------	----------	--

22	100 FOF	75	1,000.00	5.08%
----	------------	----	----------	-------

1		4,783.66		
2		3,777.14		
3		12,548.23		
4		240.00		
5		2,282.63		
6		517.68		
7		10,312.37		

1

4,783.66

1                    100                    "&  
                         75                    1,000.00    2024/5/13  
                         FOF

**MRBSA**

7            60    &  
              L


**4**

240.00

**5**

2020 12

2025 1



	2024	A
6		
20		
	2020.10.30	5,500.00
		9.0



12 15 2023 12 21

2015

2

1 2023 12

2023 12 30

2023 0225

1.00

2024 1

2024 1 5

2023 12 29

2024 1 4


2 2024 9

2024 9 14

2024 0165

1.00

2024 9



3

1 2023 12

2023 12 8

e b 2023 2

7.30

2025 1

--

-

	<b>2024</b>	<b>2023</b>		
	114,918.45	107,065.49	7,852.96	7.33%
	86,484.74	72,573.03	13,911.71	19.17%
	28,433.71	34,492.46	-6,058.75	-17.57%
	3,405.42	2,649.55	755.87	28.53%
	12,307.36	8,743.77	3,563.59	40.76%
	2,448.87	1,975.83	473.04	23.94%
	6,126.10	5,150.93	975.17	18.93%
	-410.23	-38.46	-371.77	966.64%
	-10.77	-8.76	-2.01	22.95%
	3,603.39	15,491.77	-11,888.38	-76.74%
	4,052.68	14,492.91	-10,440.23	-72.04%
	4,763.99	15,351.78	-10,587.79	-68.97%
	4,259.97	13,851.29	-9,591.32	-69.24%

2024

4,259.97

9,591.32

6,058.75

5,767.67

**2 2025 1-6**

2025 1-6

	<b>2025 1-6</b>	<b>2024 1-6</b>		
	56,407.02	59,430.71	-3,023.69	-5.09%
	42,012.32	45,132.14	-3,119.82	-6.91%
	14,394.70	14,298.58	96.12	0.67%
	1,659.65	1,493.61	166.04	11.12%
	6,252.76	4,895.43	1,357.33	27.73%
	1,295.54	1,207.97	87.57	7.25%
	3,407.79	2,889.28	518.51	17.95%
	985.18	3,105.43	-2,120.25	-68.28%
	1,031.71	3,201.97	-2,170.26	-67.78%
	547.14	3,901.74	-3,354.60	-85.98%



2024		A
/	243.65	307.65
	26.17%	30.21%

2023      2024  
 1,018.53 / 930.99 /

2

2023

	2024	2023
	62,668.04	66,663.00
	48,038.18	43,951.94
	145,437.99	159,939.07
	23.35%	34.07%

2024

10.72

2024

5.99%

“ ”

2024

2023

2024

9.30%

1

50%

2

3

3 FCC



2025 1-3

2024

1

2

2024

2025 1-6

96.12

1

392.74

2

FCC

2024

2025 1-6

1,082.24

3

1,068.71

4

2025

2

2

2025 1-6

1,602.92

**2**

2023

2024

2025

1-6

	2025 1-6		2024		2023	
		%		%		%
	1,659.65	2.94	3,405.42	2.96	2,649.55	2.47
	6,252.76	11.09	12,307.36	10.71	8,743.77	8.17
	1,295.54	2.30	2,448.87	2.13	1,975.83	1.85
	3,407.79	6.04	6,126.10	5.33	5,150.93	4.81
	<b>12,615.73</b>	<b>22.37</b>	<b>24,287.75</b>	<b>21.13</b>	<b>18,520.08</b>	<b>17.30</b>

2023 2024 2025 1-6 18,520.08  
 24,287.75 12,615.73 17.30% 21.13%  
 22.37% 2025 1-6 12,615.73 2025  
 1-6

1

2

3

2024

	2024		2023	
	-80,418.59	-75,047.06	-7.16%	
	97,148.51	102,562.61	-5.28%	
	9,002.08	8,836.24	1.88%	
	1,438.06	2,564.21	-43.92%	
	7,011.58	2,037.97	244.05%	
	5,296.67	4,454.41	18.91%	
	<b>6,579.72</b>	<b>7,568.06</b>	<b>-13.06%</b>	
	<b>4,259.97</b>	<b>13,851.29</b>	<b>-69.24%</b>	



2024

2025 1-6





2

4

È

2023

FCC

ž

ž

œ 45ž•# Tq r

ò



	2024		A
	2007	7	2018 2
6.58	45.6		42.4
2023			
			2024 2
8		55.38	
<b>1</b>			
2023			

2

2007 7

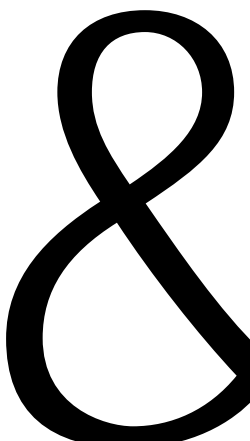
2018 2

45.6

42.4

6.58

**3**





$$P1 = P0 / (1 + N)$$

$$P1 = (P0 - D) / (1 + N)$$

P0

D

N

P1

30%

58,197,099

2024

A

---

12

2025

2024

A

A

12

85,000.00

2024

A

---

34.22%

2025 6 30

138.30

6,146,216

33.38%

A


2024

A





		/	/	/	
1.6		/	/	/	130.00
					13,816.00
<b>2</b>					
2.1		21,350.00	2,000.00		4,270.00
2.2		27,794.59	1,090.50		3,031.00
					7,301.00
<b>3</b>					
3.1		21,348.00	960.00		2,049.00
3.2		21,348.00	220.00		470.00
3.3		1	5.00		5.00
3.4		21,348.00	510.00		1,089.00
3.5		21,348.00	90.00		192.00
3.6		21,348.00	150.00		320.00
3.7		4,000.00	530.00		212.00
3.8		27,800.00	3,300.00		9,174.00
					13,511.00
<b>4</b>					
4.1		/	/		95.00
4.2		/	/		490.00
4.3		/	/		235.00
4.4		/	/		73.00
4.5		/	/		82.00
4.6		/	/		42.00
4.7		/	/		72.00
					1,089.00
<b>5</b>					1,050.00
<b>6</b>					900.00
					<b>37,667.00</b>

	<i>/</i>	<b>1</b>	<b>2</b>	<b>3</b>	<b>4</b>	<b>5</b>	<b>6</b>	<b>7</b>	<b>8</b>	<b>9</b>	<b>10</b>	<b>11</b>	<b>12</b>
<b>1</b>													

5		/	/	3,808.33
		-	-	<b>42,979.16</b>

2

	42,979.16
	32,410.91
	24.59%
	5,034.39
	3,775.79
	8.79%

			2022	2023	2024
			26.49%	18.14%	28.57%
			47.18%	41.76%	46.69%
			53.53%	46.82%	53.39%
			54.44%	50.95%	50.60%





2024

1

2

19

è

4

28.30% 32.80% 36.55%

2024 3  
E

O  
N

Y P C  
R R S

A 1 0 .1 2

||

32%

28

/

32% m\$ 9.75

2012%

**2**

2023	2024
66.03%	58.29%

	2023	2024
2,146.40	5,488.08	
2.02%	4.82%	

62.66% 33.81%



90%

16.96 /

**1**

[2021]2

2025 5 21

2505-445200-04-01-126045

**2**

[2021]30

2025 7 8

[2025]15

**3**

f&\$&(t

\$\$\$+%,

&\$&\$

)%

2025 7 30

**1**

2019 11 18

[2019]26

2021 9 14 2021 12 31

2024

2024

“

”

**1**

	<b>2025 1-6</b>	<b>2024</b>	<b>2023</b>	<b>2022</b>
	1,295.54	2,448.87	1,975.83	1,595.66
	56,407.02	114,918.45	107,065.49	36,323.20
	2.30%	2.13%	1.85%	4.39%

2025 6

107


60

**2**

1,248

173

13.86%



32% 28 /



90%

2024





2024

	2024		2025 -2027		
			2025	2026	2027
	<b>68,793.76</b>	<b>59.86%</b>	<b>89,431.89</b>	<b>116,261.45</b>	<b>151,139.89</b>
	25,179.95	21.91%	32,733.94	42,554.12	55,320.35
	1,277.02	1.11%	1,660.13	2,158.16	2,805.61
	327.50	0.28%	425.75	553.48	719.52
	<b>26,784.47</b>	<b>23.31%</b>	<b>34,819.81</b>	<b>45,265.76</b>	<b>58,845.48</b>
	42,009.29	36.56%	54,612.07	70,995.70	92,294.40
			12,602.79	16,383.62	21,298.71
					50,285.12
					5,898.93
					44,386.19

2025-2027  
 21,298.71                      50,285.12  
 5,898.93                              44,386.19

30% 2025-2027

50,285.12                              5,898.93  
 44,386.19

**2**

LPR

**1**

2

2

6.79%

3

1

91445200MA52WYTE4E

8 203

14,640

2019-2-26

14,640.00



9

i8\*

-5e

0125005'

2024

A

		23,000.00	93.21%
		857.00	3.47%
		350.00	1.42%
		285.00	1.15%
		142.00	0.58%
		42.00	0.17%

2

350

1.42%

2022 10

4

1

93.21%

2

LPR

3

2

1	5,790.95	
2	185,610.48	2024
3	13,079.74	2024

5



VB8

202

A

---

b

†



2021 7

2023 7

2019 5

[2019]822

A 2,500

13.59 /  
4,153.77

33,975.00

29,821.23

[2021]1178

32,000.00

778.42

31,221.58

[2022]2929

2,700

31,644.00

807.04

30,836.96

2025 6



2024

A

---

31,221.58

**30,263.41**

C C



2020 10 28

2020 11

13 2020

3 / FCC

2023 4 2023 2 3 / FCC  
4 / FCC

2019 7 24

6,184.07

2021 7 20

16,673.65

2025 6

				2025 1-6	2024	2023	2022		
1	3 / FCC	66.05%	2,269.00 /	437.05	1,336.61	651.07	-	2,424.73	

2025  
1-6

2024

2023

2022

1 / %  
2 54.12%

0%&

2024


A

	<b>2020</b>	<b>2019</b>
	26.35%	31.94%
	20,000.00	20,000.00

2019

3 / FCC

> q



2024





16.96 /

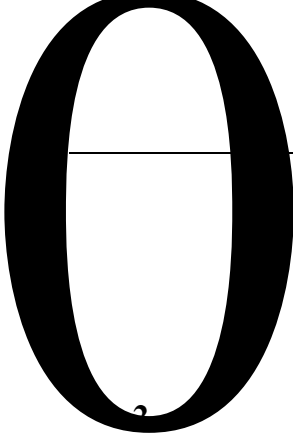
2024 6 26

5,898.93

2024

1

2019 \_\_\_\_\_ !Q \_\_\_\_\_



2024

A

30%

3,516.00

30%

475.11

2021

32,000.00

31,221.58

2024 7 15

977.45


30%

3

\$ ê

2024

A



2024

18

2023

2023 7

6

2024 6 27

18

6

2024 5 31

30,788.96

99.84%

2024 5 31

22,771.42

76.36% 2021

26,792.55

85.81%

40

2023	2024	2025	1-6
	69.12%	61.62%	66.14%

0

4.28 / 32% 28 /

16.96

/ 5.04 /

90% 20 /

10 /



2024

POX



25.86% 76.47%

**1**

2024			4,259.97	
9,591.32		6,058.75		5,767.67
2025	1-6		502.04	
	2,993.77	85.64%		2,129.45

**2**

**1 2024**

2024		6,058.75		
	8,081.20		116.15	FCC
	259.00		1,286.56	
2024			23.35%	
10.72		8,081.20		
	2023	2024		
	66,663.00	62,668.04	3,994.96	
			2,748.04 /	3,303.00 /
20.19%		4,086.24		

	FCC		116.15
259.00	26.17%	6.41%	4.04
3.33		8.96%	6.18%

FCC

1,286.56

**2 2025 1-6**

2025	1-6	96.12
------	-----	-------

392.74

FCC

2024

2025 1-6

1,082.24

1,068.71

2025

2





		T+1	T+2	T+3	T+4	T+5	T+6
		-	819.85	819.85	819.85	819.85	819.85
		2,084.44	13,485.36	20,438.80	20,438.80	20,438.80	20,397.30
			40,332.89	40,954.66	44,814.88	47,746.61	51,985.10
	= /						
	= /		33.44%	49.91%	45.61%	42.81%	39.24%

1

2 T 2024

3

4

2505-445200-04-01-126045

20,438.80

2024

17,879.74

38,318.54

2022 02/ 14

GR20223:

194,700.60

182,179.97

FCC

2024

2024

20 /

10,684.13

19,357.12

37,618.52

50,060.93

2024

2025

6













\_\_\_\_\_

\_\_\_\_\_

\_\_\_\_\_

\_\_\_\_\_





\_\_\_\_\_

\_\_\_\_\_

\_\_\_\_\_

\_\_\_\_\_

---

---

---

A

2024

A