

"

"

b

b

"

"

"

"

"

"

-j(° ÓB,, = (

bAø\$ Uø\$ !'8H 90

..... 4

..... 5

..... 5

..... 5

..... 10

..... 10

..... 13

..... 14

..... 19

..... 33

..... 37

..... 38

---

---

A		2024			A	
		2022	2023	2024	2025	1-6
		2022	2023	2024	2025	6

---

---

2024

A

A

1

---

---

2022	A
2021	
2020	
2020	
2018	
2012	

---

---

2

---

---

2022	A
2022	
2021	
2020	
2019	
2015	

---

2024

A


2018

2023	
2022	

A

	Qingdao Huicheng Environmental Technology Group Co., Ltd.
	91370200783724899J
	2006 2 27
	196,045,823

2024

A

	395
	395
	300779
	0532-58657701
	0532-58657729
	www.hcpect.com
	stock@hcpect.com

PFCC

FCC

RFCC

2023

FCC

2022 12

2023 4

"

"

" 20 /

"







A

2024 9 30

A

A

2024

A



A

A

A

A

2024 6 27

2024

A

< 2024

A

> < 2024

A

> < 2024

A

>

2024

A

2024-2026

2024 7 15

2024

2025 6 27

2024

A

A

1

2

" 1

2

%

6

"

" 1

2

3



"

35

35

6

3-1-15



18

4

1		37,667.00	35,000.00		
2		53,201.62	25,000.00		
3		25,000.00	25,000.00		-
		115,868.62	85,000.00	-	-

2505-445200-04-01-126045

“

”

“

”

4

18

85,000.00

3-1-17

# THE REPORT

24

29.41%

50%

			2024	6	27		2024
6	27		68.92	/			
	67.52	/	2023	12	31		67.52 /
2024	3	31		20			64.87 /
			63.55	/	2023	12	31
	63.55	/	2024	3	31	3.	
	2023	12	31		9.38		2024
3	31			9.36			

# IPO

2024

2023-2024

3,303.00 /

2,748.04

2025 1-6

2023-2024

36.87

49.64

182.12 /


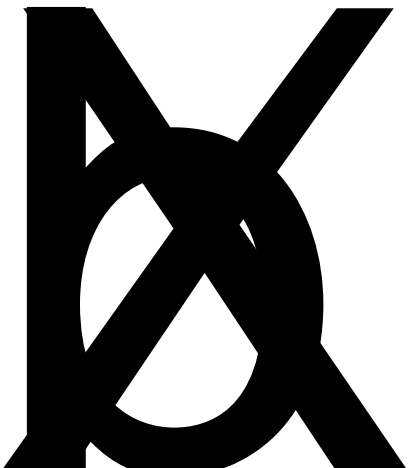
140.20 /

2025

1-6

71.12 /

3-1-20



i

16.96

/ 5.04 /  
90% 20 /  
10 /

90,868.62

6,706.04 /

20 /

10

/


137, 876. 64

B

2024

A

B



"

"

"

"

2025 3

		2024	A	
2024				23.35%
10.72		8,081.20		
	2023	2024		
	66,663.00	62,668.04		3,994.96
			2,748.04 /	3,303.00 /
20.19%		4,086.24		
		FCC		116.15
259.00		26.17%	6.41%	4.04
3.33			8.96%	6.18%
				FCC
				1,286.56
2	2025	1-6		
	2025	1-6		96.12
392.74				
		FCC		2024
	2025	1-6		1,082.24



166, 637. 56

219, 887. 71

3

409, 287. 93

2024

17,879.74

20 /

1,607.00 9,642.00 9,642.00 9,642.00 9,642.00 9,600.50

- 346.35 593.75 593.75 593.75 593.75

10 /

246.83 1,481.00 1,481.00 1,481.00 1,481.00 1,481.00

1 /

1000

- 624.50 624.50 624.50 624.50 624.50


/

55.22 220.88 220.88 220.88 220.88 220.88

175.39 350.78 350.78 350.78 350.78 350.78

- 819.85 819.85 819.85 819.85 819.85

2, 084. 44 13, 485. 36 20, 438. 80 20, 438. 80 20, 438. 80 20, 397. 30



3

4

# 108

2024

A

194,700.60

182,179.97

FCC

37 18

3

2024

2024

1

2025 6 30

	51,934,350	22,270,000	11.36%	42.88%
	15,159,900	9,095,500	60.00%	4.64%
		31,365,500	46.75%	16.00%

31,365,500

16.00%

46.75%

2025 6 30

20

60

120

173.28 / 148.29 / 129.74 /

129.74 /

20% 40%

		2,227.00	24,900.00	180%	160%	928.27%

2024

A

---

670.55    11,300.00    170%    150%    615.89%

239.00    4,000.00    230%    200%    6

[2011]19

2019

"

"

70%

30%



“ ” + + “ ”

“ ” “ ” “ ” “ ”

( ) 2025 6 107  
60 47

" "

20 /

" "

\$ P i % E \$ ~ O E Ã



2024

A

\_\_\_\_\_

\_\_\_\_\_

\_\_\_\_\_

\_\_\_\_\_

\_\_\_\_\_

\_\_\_\_\_

\_\_\_\_\_

\_\_\_\_\_

2025

A

2024

ê

2024

A

1 --

2024

A