



2020 020339

" "

" "

" "

" "

"

" " " " "

"

" " " "

"

" " " "

" "

" "

1 2019 2.98 3 / FCC
3 3.2
4 / FCC 2020 10 28
FCC
10
4 / FCC 3 / FCC
1 3 / FCC
2
3
4
5
6
7

3 / FCC

3 / FCC

" 3 / FCC

"

" 3

/ FCC

"

" 4 / FCC

"

FCC

FCC

"

" "

" "

" "

"

FCC

19,744.72

27,837.68

24,204.45

16,700.30

2017

2019

7.02%

FCC

FCC		2020	1-9	2019	2018	2017
			15,000.00	20,000.00	20,000.00	20,000.00
			14,964.39	20,280.38	20,035.36	16,039.73

		99.76%	101.40%	100.18%	80.20%
--	--	--------	---------	---------	--------

99.76%

C

2020 1-9 1

			2019		6.96	
2018	6.48		7.33%	2013-2019		
	6.08%	2019	12		1,124	
	947		8.6	/	3,000	/
					2025	10.2
/		5,000	/			
					/	
	5,200	7,700	/			
					5%	6%
				3.5%	2020	125
2025		148				
		FCC				
FCC						
2						
			"			
		"				
	20,000	/	6,000	/	FCC	

"

"

	GI-1-1054	102,577		
50			2020	11
20			2020	
	0156001			

"

"

"

"

" 4 / FCC

"

1		2020-370211-26-03-000016
2		[2020]305

"

" "

"

1

				2020
				11 30
1		700.00	2018	

1	3 / FCC	17,956.00	2021	-
2	4 / FCC	28,824.00		-
		46,780.00		-

108,395.00

4 / FCC

	2020/9/30	2019/12/31	2018/12/31	2017/12/31
	39,707.27	44,482.57	22,066.37	14,539.61
	52,820.45	47,686.34	43,320.55	35,427.65
	92,527.72	92,168.92	65,386.92	49,967.26
	17,793.75	19,100.23	25,962.40	17,193.90
	8,556.60	8,174.69	6,636.98	5,245.64

					6,001.31
5,065.68	5,740.83	2,891.84		19,699.66	
5,019.32	6,374.64	4,285.93	2,258.28		17,938.17

24.2%

6

1	2	3	4	5	6
10,372	12,001	11,969	11,		

"

1

1

15

2

3%

3

4%

4

7,200

5

1

2

6

7

90%

100%

8

191

10

181

110,000 / .

9

10

5

10

30,000 / .

39,600 / .

11

3%

12

4.18%

13

14

12%

15

15%

2

8Ñ

		/		
		23,008.85	0.65	15,024.78
	FCC	13,982.30	1.70	23,769.91
		19,601.77	0.30	5,880.53
			2.65	44,675.22
		601.77	0.25	150.44
			2.90	44,825.66
				13,815.63

	30,616.30	14,560.89	19,148.15	23,735.41
	13,815.63	4,144.69	6,907.82	9,670.94
	9,120.67	2,736.20	4,560.34	

			2,246.16	2,111.06
2,414.16	2,343.52			
			4,427.78	/
	398 /	4,029.78		

2

1 3%

2 72

10 110

560

3 260

900

580 1537

337

4 15

32,000.00 " 4

/ FCC "

56,169.00 32,000.00

		45,824.00	81.58%	

1		37,997.00	67.65%	
2		7,827.00	13.93%	
		520.00	0.93%	
		560.00	1.00%	
		2,814.00	5.01%	
		4,979.00	8.86%	
		609.00	1.08%	
		863.00	1.54%	
		56,169.00	100.00%	

2,814.00

609.00

863.00

11.48%

()

30%

2020 6 24

1

2

3

4

5

6

7

1 **3 / FCC**

3 / FCC

2 **FCC**

3


4

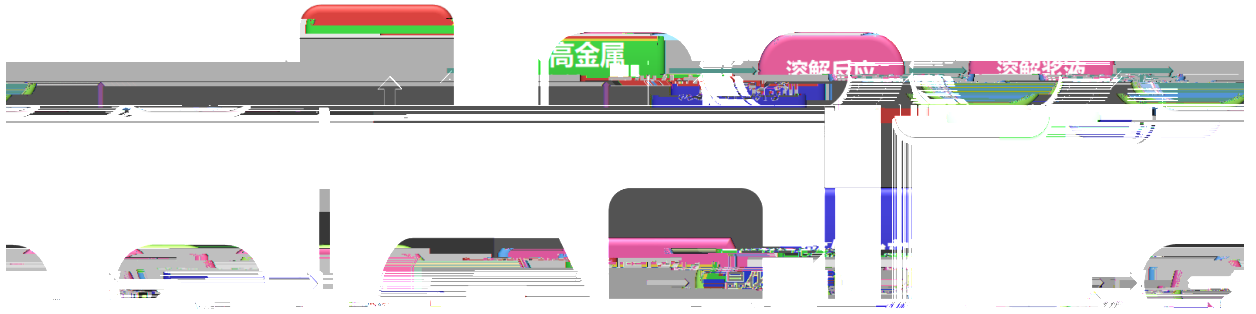
" 4 / FCC "

"

5

	2020	1-9	2019	2018	2017
		32.76%	36.98%	40.24%	40.59%
		57.38%	64.34%	66.94%	67.37%
		27.04%	32.13%	36.99%	36.00%
-FCC		28.80			





1

FCC

2

FCC

2

3

1

2,109.17 /

2,029.81 / 2,045.95 / 1,937.60 /

2

688.18 /

671.07 / 729.59 / 825.73 / 2018

	2020	1-9	2019	2018	2017
		86.17	49.65	33.59	114.40
		92.94	85.12	76.66	72.57
		100.17	117.01	90.76	109.32
		383.16	366.73	390.34	294.19
		163.29	111.08	79.72	97.70
		825.73	729.59	671.07	688.18

2019 2020 1-9

	2020	1-9		2019
		18,017.16	N/A	18,986.49
		1,937.60	-5.30%	2,045.95
		825.73	13.18%	729.59
		57.38%	-6.96	64.34%

2020 1-9 1,937.60 / 2019

5.30%

2020 1-9

13.18%

825.73 / 2019

	2020 1-9	2019	2018	2017
/	1,953.90	2,053.31	2,029.81	2,109.17
/	662.24	692.47	671.07	688.18
/	1,291.66	1,360.84	1,358.74	1,420.99
	66.11%	66.28%	66.94%	67.37%

FCC

FCC

FCC

37.36% 37.78%

31.94% 28.80%

FCC

--	--	--	--	--

/	12,889.99	13,683.06	14,480.74	14,496.48
/	9,178.06	9,313.16	9,010.06	9,080.70
	5,440.68	5,254.49	5,134.98	5,229.57
	485.93	656.58	581.2	562.1
	2,261.05	2,290.11	2,193.76	2,167.56
	990.41	1,111.99	1,100.12	1,121.47
	28.80%	31.94%	37.78%	37.36%

	2020	1-9	2019	2018	2017
		-	24.63%	12.90%	19.78%

5.94%

FCC

2

6,245.42 / 5,514.35 / 5,416.84 / 6,016.65 /
2020 1-9 2019

FCC

FCC

2020 1-9 2019
2019 11.96

52.07% 2019 2020 1-9 2018 -35.21% 16.86% 50.86%

	2020	1-9	2019	2018	2017
--	------	-----	------	------	------

	2019	2020			2019	2018	646.58
/	45.61%	2020	1-9	2019	74.81	/	3.62%

2

				1,113.87	/	1,178.55	/
1,014.33	/	953.59	/	2018	2017	64.68	/
2019	2018	164.22	/	13.93%	2020	1	5.81%

2019
2018 2.60
FCC
5.84 2019
FCC
2018 3.70
2

2018 2019 766.30 838.07 2019
 2018 71.77
4
 2018 2019
 464.27 572.51
 2019 2018
 2018 37.17%

2020

2020 1-9 25,231.28 2.22%
 2,972.09 21.94% 2,663.23
 43.60% 2,258.28
 43.11%

	2020 1-9	2019	2018	2017
	32.76%	36.98%	40.24%	40.59%
	57.38%	64.34%	66.94%	67.37%
	27.04%	32.13%	36.99%	36.00%
-FCC	28.80%	31.94%	37.78%	37.36%
-	40.15%	28.19%	33.50%	40.36%
-	52.07%	50.86%	16.86%	-35.21%
	32.85%	36.44%	40.14%	40.64%

2020 1-9 2019 3.59

FCC 3.14

6.96

1 FCC

2020 1-9 FCC 2019 3.14

FCC

2020 1-9 2019 793.07 / 5.80%

2020 1-9 FCC 2019 135.10

/ 1.45% 1

2019

170.65 / 25.99% 2

121.58 /

10.93% 186.19 / 3.54%

29.06 / 1.27% FCC

2019

2

2020 1-9 1,937.60 / 2019

5.30%

2020 1-9 825.73 / 2019

13.18%

2020

2020

"

"

"

"

2020

2017 -2019

	2019	4	2018	4	2017	4
		8,576.50		11,102.24		7,719.30
4 /		24.95%		32.29%		28.95%
		32.50%		41.67%		35.84%
		2,787.30		4,626.63		2,766.28
				2,358.50		



552.47 223.51
 2020
 2020 1-9 25,231.28
 2,258.28 2020
 2017 -2019 2019
 2020 2019 2020

" " "
 "
 " 2019

FCC
 2020 2020

2020 1-9 2,258.28
 43.11% 2020 2019
 "

	2020	1-9	2019	2018	2017
10%	203.86	431.15	514.84	378.05	
	247.92	248.24	281.21	311.12	
	164.32	193.75	136.11	64.50	

30%	65.2	83.79	67.93	93.87
13%	193.45	49.34	515.47	-
	874.75	1,006.27	1,515.56	847.54
	2,258.28	4,285.93	6,374.64	5,019.32
	38.74%	23.48%	23.77%	16.89%

847.54 1,515.56

1,006.27 874.75

16.89% 23.77% 23.48% 38.74% 2018

515.47 2018

40%

1

2

3

4

5

2020 1-9

2020

6

	120.00	2.8 / .	2018.7.1- 2028.6.30
	1,058.27	1.6 / .	2018.7.1- 2028.6.30
	400.00	1.6 / .	2020.3.1-

2019
437.98 2020 9 2019
9.41%

1

1

	2020 9 30	2019 12 31	2018 12 31	2017 12 31
	1,015.50	914.98	928.34	728.87
	1,059.70	918.70	735.27	811.51
	136.34	146.79	84.50	81.16
	2,211.54	1,980.47	1,748.11	1,621.54

2

1,621.54 1,748.11 1,980.47

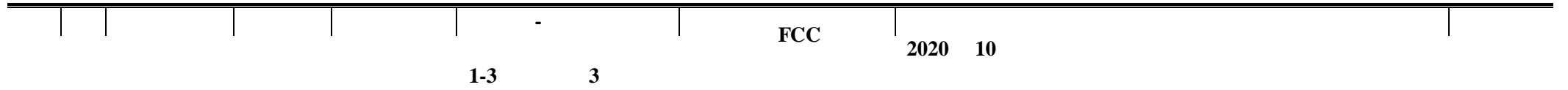
2,211.54

12-15

	2020 9 30	2020 10
	1,015.50	1,139.90
	1,059.70	795.76
	136.34	39.53

2 2019

2020 9



2019




1-3

FCC

2020 9

FCC

--	--	--	--	--	--	--



2020 9 30 1

			1-3	3-6	6-12	1-2	2
FCC AIC-300	2.68	20,466.77				2.68	
REY-12	5.3	59,350.09				5.3	
CYP-01	1.2	7,829.27				1.2	
THY-202	2.36	23,065.59				2.36	
HIP A	11.06	169,857.85				11.06	
HCR	12.44	6,914.32					12.44

1

4

" " " "

2020 9 30

5,130.91

FCC

1 /

		2020 9 30						2021	2022	2023
	290.00	274.36	2020.11	95%		10	3%	28.13	28.13	28.13
	180.00	109.78	2021.5	61%		10	3%	10.19	17.46	17.46
	700.00	791.60	2021.6	113%		10	3%	40.11	80.22	80.22
	1,246.00	135.04	2021.3	11%		10	3%	112.47	149.96	149.96
4 / FCC	56,169.00	399.46	2021.9	1%		10-20	3%	876.75	3,507.00	3,507.00
3 / FCC	17,956.00	101.40	2022.4	1%		10-20	3%	-	667.33	1,001.00
	245.00	163.08	2021.1	67%		10-20	3%	14.52	15.84	15.84
-	1,500.00	1,333.87	2021.6	89%		10	3%	90.21	180.42	180.42

827 1

1

2

3

*

2020 8 2

" "

504,045.7

5,079,892.34

2017 4 23

9 A

2017 4 10

2032 4 10

2017 12 7

2020 9 21

3,393,560.40

2017 12 7

2020 9 21

3,327.02 /

243,868.37

1

1		2017 1 9	100.00%	15,000.00		
2		2016 11 18	100.00%	1,000.00		
3		2015 1 17	100.00%	100		
4		2019 8 5	100.00%	15,000.00		
5		2019 8 22	100.00%	5,000.00		

6 2020 12 18 100.00% 20,000.00

7		2019 11 15	49.03%	6,118.27		

2020 6 24

2019 12

24

2019 12 24

1

1		- 2020 86 D		8,000.00	2020.6.4- 2020.9.4		1.05%- 3.65%			70.72
2				2,500.00	2020.7.3- 2020.7.30		1.10%- 3.20%			5.92
3				1,800.00	2020.7.6- 2020.7.30		1.10%- 3.20%			3.79

"

"

2

2020 4

" "

100%

" " " 2020 4 29

" " 2020 5 13 1,000

3

2020 10 27

4 / FCC

3 / FCC

4

	203
	2020 12 18
	20,000

4 2019 12

(此页无正文，为《关于<青岛惠城环保科技有限公司申请向不特定对象发行可转换公司债券的审核问询函>的回复》之盖章页)



青岛惠城环保科技股份有限公司

2021年1月6日
